



Programmable electronic pattern sewer with cylinder bed

BAS-311F-0 130×60mm

BAS-311F-L 220×60mm

BAS-326F-0 220×100mm

- Minimum resolution 0.05 mm
- Create programs just by choosing icons
- Easy-to-use operation panel contains only the keys you need
- Input/output settings can be programmed to suit the sewing task
- High-capacity built-in motor system gives easy installation and excellent cost performance



Easily adaptable to a wide variety of materials and sewing articles and a wide range of sewing conditions

High-quality sewing

Minimum resolution 0.05 mm

The feeding data can be set to a high resolution of 0.05 mm per pulse. This makes it possible to produce beautifully smooth curves and diagonal lines.

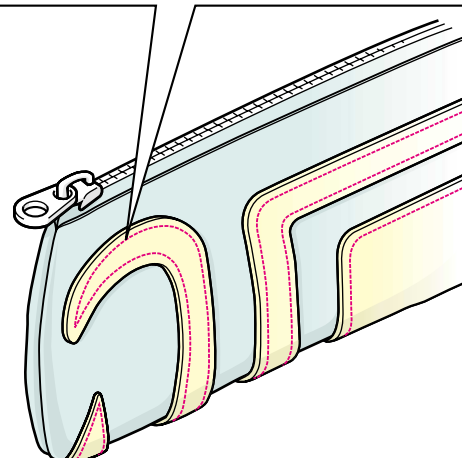
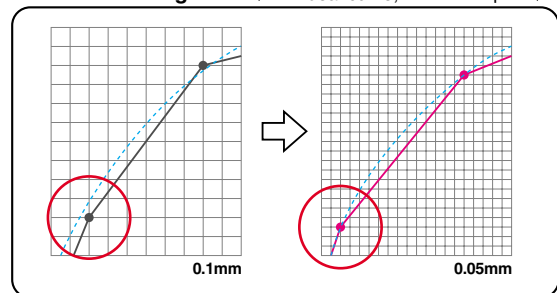
High-precision pattern sewing even at high speeds

Improved rigidity of the feed mechanism allows even materials with heavy feed loads to be sewn at high speeds with high precision.

No thread staining

The adoption of a new lubrication system is ideal for attaching labels and accessories to articles such as foundation garments and white-colored items where any soiling at all is to be avoided.

Resolution image (--- Ideal curve, ● Stitch point)



Easy-to-understand programming

Easy programming

All kinds of sewing data can be created easily, just by selecting icons. An image of the sewing data appears on the LCD panel during data editing, so that you can check the pattern being created at a glance. Error messages and details on how to solve them are also displayed, so that problems can be resolved easily. (Programmer is available as an option.)

Input/output settings for optimizing work

If the sewing machine has been modified or if extra devices have been added, features such as presser foot operation and automatic stacking can be controlled by programs for each model. These programs can be created just by selecting the programmer icons, and selections can be saved using the extended option output software.



Programming flowchart

▼ Start.



▼ Set the sewing start position.



▼ Create program.



▼ End.



▼ Check the pattern image.



Easy-to use operation panel

The minimum number of keys that are necessary for normal sewing operations are located on the simplified operation panel, along with an easy-to-see LED display. The floppy disk drive is located in the operation panel. Besides the ease of use, operation problems that are associated with dust circulating with the air inside the box have thus been eliminated. The operator can position the operation panel where it is most convenient to use.



Accurate positioning of feed plates for changes in sewing patterns

When replacing the feed plate, the needle plate and the feed plate fit into reference holes. This makes positioning easier and more accurate and prevents skewing of the sewing patterns.



Built-in Motor system

Low noise and low vibration

Integration of the motor and the machine head and the adoption of a timing belt make sewing machine operation much quieter and reduce machine vibration.

Easier maintenance

Periodic adjustment of the belt tension and adjustment of the motor position are no longer necessary. The machine head can also be tilted back to carry out adjustments without the need to remove the belt cover.

Easier torque adjustment

The torque can be changed by replacing the machine pulley and the PROM. This makes it possible to handle heavy materials and thick threads. (This is available by special order.)

No contamination of the material

The adoption of a timing belt eliminates the problem of belt shavings soiling sewing products.

Can be set up anywhere

Because the motor is integrated with the machine head, it reduces restrictions on the setting-up location, so that efficient floor layouts can be arranged to save space.



Greater durability

The adoption of needle bearings and a new lubrication system provided greatly improved durability even under severe conditions involving long continuous operation at high speeds and sewing many stitches. Furthermore, the increased hardness of the Y feed base and the Y feed guide cross roller means that parts need to be replaced less often and maintenance is easier, which both contribute to cost savings.

Simple adjustment

Because the driver phase can be adjusted from directly to the side, there is no need to tilt back the machine head. This reduces the time required for adjustment when changing materials, and boosts productivity.



Emergency stop switch

The emergency stop switch is easily visible at a glance, and has a large, easy-to-press shape.



Option

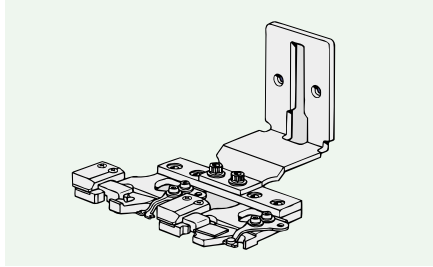
Inner clamping device

It is suitable to use for sewing around labels, emblems and hook and eye tape; operates by air together with the outer presser, so material slippage will not occur.



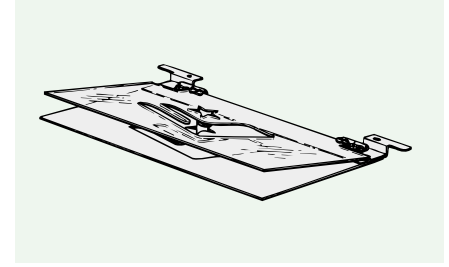

Snap fastener and hook attachment device

This attachment is used for attaching snap hooks (manufactured by Oishi Metal). It comes with a floppy disk containing pre-programmed sewing patterns.



Cassette work clamp

It is suitable to use two cassette clamps. The operator can set next material while sewing is in progress. Overlapping operations are thus possible, which can greatly boost productivity.



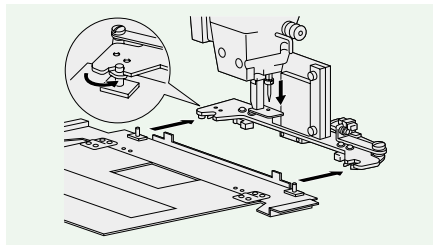
One-touch work clamp

Allows the clamp to be replaced quickly and easily, without the need for extra tools. Positioning adjustment is also no longer necessary.



Automatic ejector

When the cassette is detected by the sensor, the cassette is held automatically by a pneumatic cylinder. In addition, the programs can be set so that the cassette is ejected automatically. This improves productivity because the operator can hold two cassettes so as to prepare for the next sewing task while the first is still underway.



Work clamp plate, OT

Use in order to provide an even clamping pressure. The work clamp is made from plastic so that pattern shape processing is also easy and positioning is simple.

Soft work clamp

At the first stage, the work clamp applies only a spring pressure so that the material can be positioned. At the second stage, air pressure provides a full clamping force.

Play-prevention work clamp

This keeps the work clamp rigid to reduce looseness.

Thread take-up device

This device lets you set the thread take-up length after thread trimming easily when changing materials. This is particularly useful for preventing the thread from pulling out when sewing coarser materials such as foundation garments.



Upper thread nipper

This device holds the upper thread after thread trimming. It stops the thread from tangling on the reverse side of the material, thus giving a better sewing finish. It also prevents the thread pulling out of the needle at the sewing start.



Air wiper (vertical wiper)

This thread wiper is driven by a pneumatic cylinder. It can be used when the thread cannot be pulled out from the material when sewing extremely thick materials.



Needle cooler

This is a pneumatic type needle cooler which prevents the thread breakage due to heat. It is particularly useful when sewing thicker materials and when sewing at high sewing speeds.



Horizontal wiper

Wipes the upper thread in a horizontal direction. It can be used in conjunction with the inner clamping device.



Two-step thread tension device

This allows the upper thread tension to be switched between two settings at any desired time by using the programmer. It can be used to produce attractive finishes when the thickness of the material changes during the course of a single pattern, such as if there is a joint, or if the sewing direction changes.



Thread breakage detector

The machine stop automatically and warn the operator when a thread breakage is detected. Both rotary-type and beam-type detectors are available. The beam-type detector is ideally suited for cases where low upper thread tensions are used, such as when embroidering one-point patterns.



Rotary-type



Beam-type

Automatic bobbin changer

When the amount of remaining bobbin thread becomes low, this device automatically replaces the bobbin. This reduces the need for tasks such as checking the amount of bobbin thread and replacing bobbins, so that productivity can be increased. It is extremely useful when sewing products where thread joining is not possible and when sewing decorative stitching.



BAS-PC/300 Programming software for electronic pattern sewer

This creates new sewing patterns using a personal computer. The pattern data is saved to a floppy disk, so that the patterns can be sewn later simply by inserting the disk into the pattern sewer.



2-step work clamp device

When there is difference in thickness of a work piece within one pattern, for example, when the work piece includes joints to be sewn, the 2-step work clamp device changes the height of the presser foot in your desired position. This prevents stitches from skipping and ensures that high sewing quality is always maintained.



Milling device

This device directly uses sewing data to create work clamps. Sewing is also possible with the device still installed. The cutting depth can be easily adjusted and the channels in the lower and upper cassette plates can also be changed during process-ing. In addition, scraps are removed automatically. (This device is available by special order.)



Triple standing operation pedal

In addition to a start pedal, the right and left pedals operate independently which allows positioning with even greater precision. (Not applicable for solenoid specifications)



Specifications

BAS-311F-0

Application	Work clamp drive
1 Heavy materials	S Solenoid type
2 Medium materials	A Pneumatic type
3 Extra heavy materials	



BAS-311F-01A

BAS-311F-L

Application	Work clamp drive
1 Heavy materials	A Pneumatic type



BAS-311F-L1A

BAS-326F-0

Application	Work clamp drive
1 Heavy materials	A Pneumatic type
2 Medium materials	



BAS-326F-01A

Model	Lock stitch	Double hook	Sewing area	Stitch length	Thread trimmer	Thread wiper	Max sewing speed	Air consumption
BAS-311F-0	★	2	130 × 60mm	0.05-12.7mm	★	★	2,500rpm*	0.5Mpa 1.8 l/min
BAS-311F-L	★	2	220 × 60mm	0.05-12.7mm	★	★	2,500rpm*	0.5Mpa 1.8 l/min
BAS-326F-0	★	2	220 × 100mm	0.05-12.7mm	★	★	2,500rpm*	0.5Mpa 1.8 l/min

* When stitch length is 3mm or less.

Sewing machine	Lock stitch pattern tacking sewing machine (with double hook)
Feed mechanism	Intermittent feed, pulse motor drive
Data storage media	3.5 floppy disk 2HD/1.44MB, 2DD
No. of stitches	20,000 stitches per pattern (max. 100 patterns, 360,000 stitches/2HD floppy disk)
Minimum resolution	0.05 mm
Needle type	DP × 5, DP × 17, MR
Height of work clamp	BAS-311F-0 : Solenoid type: max. 25 mm, Pneumatic type: max. 30 mm BAS-311F-L, BAS-326F-0 : max. 30 mm
2-step work clamp	BAS-311F-0 : Solenoid type: unit work clamp, Pneumatic type: separate work clamp BAS-311F-L, BAS-326F-0 : separate work clamp
Height of stepping presser foot	18mm
Stepping presser foot stroke	0, 3(factory setting) - 8 mm
Test function	Operation test function provided for use with low speed drive
Safety devices	Automatic stop function for activation in the event of misoperation realized with intermediate stop function and safety circuits
Power table	T-shaped for sitting or standing use
Machine dimensions	1,200 W × 590 D × 1,120 - 1,350 H mm
Weight	BAS-311F-0 : 150kg(single-phase), 145kg(3-phase 400V), 140kg(3-phase 220V, 380V) (Machine head : 65kg, Control box : 20kg(single-phase), 15kg(3-phase 400V), 10kg(3-phase 220V, 380V)) BAS-311F-L, BAS-326F-0 : 155kg(single-phase), 150kg(3-phase 400V), 145kg(3-phase 220V, 280V) (Machine head : 70kg, Control box : 20kg(single-phase), 15kg(3-phase 400V), 10kg(3-phase 220V, 380V))
Power supply	Single-phase 110 V, 220V, 230V, 240V 3-phase 220 V, 380V, 400V 600 VA
Motor	3-phase 400 W induction motor
Pattern editing functions	Line, curve, circle, arc, zigzag stitch, double stitch, multiple stitch, parallel stitch, offset, resizing, rotating, etc.

Gauge parts are interchangeable with the BAS-311E Series.

Product specifications are subject to change for improvement without notice. Please read instruction manual before using the machine for safety operation.

brother[®]

BROTHER INDUSTRIES, LTD.

15-1, Naeshiro-cho, Mizuho-ku, Nagoya 467-8561, Japan.
Phone: 81-52-824-2177 Fax: 81-52-811-7789 <http://www.brother.com/>

To preserve environment, this catalog is produced using the ECF paper (Elemental Chlorine-Free) and SOY INK.

Printed in Japan 2002.2.11080812B Vol.2